



Cowry Daily Market Insight 25 March 2025

MPR: 27.50%

Feb'25 Inflation Rate: 23.18%

Q4 2024 Real GDP: 3.84%

Equities Market Posts Modest Gains as Investors Add N26.26 Billion to Capitalization, NIBOR Falls Across All Tenors Indicating Improved Liquidity Conditions in the System ...

MARKET STATISTICS	CLOSE	PREVIOUS	TODAY'S %	YTD%
All Share Index (ASI)	105,593.28	105,551.39	0.04	2.59
Deals	12,450.00	13,314.00	(6.49)	
Volume (millions)	349,326,138.00	440,519,513.00	(20.70)	
Value (₦ Millions)	15,075,123,431	10,470,141,086	43.98	
Market Cap (₦ billions)	66,214,773,931,724	66,188,503,207,564	0.04	5.50

SECTORED INDICES	CLOSE	PREVIOUS	TODAY'S % Δ
NGX BANKING	1,155.05	1,139.91	1.33
NGX INSURANCE	688.78	675.37	1.99
NGX CONSUMER GOODS	1,809.36	1,811.09	-0.10
NGX OIL/GAS	2,467.24	2,509.74	-1.69
NGX IND	3,489.65	3,489.33	0.01
NGX COMMODITY	1,005.33	1,011.30	-0.59

The local stock market closed on a positive note on Tuesday, as the All-Share Index edged up by 0.04% to 105,593.28 points. This slight gain also lifted market capitalization by 0.04% to ₦66.21 trillion, adding ₦26.27 billion to investors' portfolios. Sectoral performance was mixed, with the Banking, Insurance, and Industrial sectors rising by 1.33%, 1.99%, and 0.01%, respectively, while the Consumer Goods, Oil & Gas, and Commodity sectors declined by 0.1%, 1.69%, and 0.59%. Market breadth remained positive, with 29 stocks advancing against 21 decliners. Leading the gainers were MAYBAKER, MBENEFIT, ETRANZACT, ABBEYBDS, and CONHALLPLC, while ETERNA, ROYALEX, VERITASKAP, WAPIC, and OANDO topped the losers' list. Despite the positive close, trading activity was subdued, as the number of deals and trading volume fell by 6.49% and 20.70%, respectively. However, transaction value surged by 43.98%, bringing the total turnover to 349.33 million shares worth ₦15.08 billion across 12,450 transactions.

Money Market

In the money market, the Nigerian Interbank Offered Rate (NIBOR) declined across all tenors, reflecting improved liquidity in the banking system. Similarly, key money market indicators trended downward, with the Open Repo Rate (OPR) falling by 4.92% to 28.50% and the Overnight Lending Rate decreasing by 4.50% to 28.33%.

The Nigerian Interbank Treasury Bills True Yield (NITTY) declined across most tenors. Meanwhile, the secondary market for Nigerian Treasury Bills maintained a bullish trend, driven by strong investor demand, which pushed the average yield down by 0.01% to 19.07%.

Bond Market

The secondary market for FGN bonds trended upward, with the average yield rising by 2 basis point to 18.66%.

Mixed sentiments in Nigeria's sovereign Eurobonds market, across short-, mid-, and long-term maturities, drove an increase in the average yield, which closed at 9.44%.

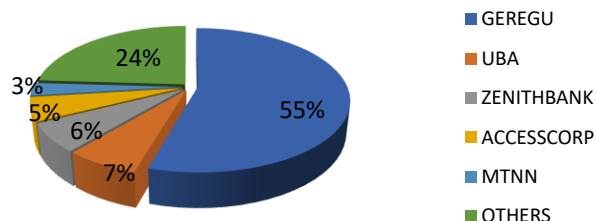
Foreign Exchange Market

In the foreign exchange market, the Naira appreciated by 0.37% in the official window, closing at ₦1,531.19 per dollar. Similarly, the Naira ended the day at ₦1,565 per dollar in the parallel market.

Source: FMDQ, CBN, NGX, S&P Dow Jones, Cowry Research



Today's biggest transactions by %age of total naira votes





Cowry Daily Market Insight 25 March 2025

MPR: 27.50%
 Feb'25 Inflation Rate: 23.18%
 Q4 2024 Real GDP: 3.84%

TENOR	NIBOR as @ 25/03/2025	NIBOR as @ 24/03/2025	PPT
Overnight	31.8333	32.7714	-0.94
1 Month	26.5554	27.6539	-1.10
3 Months	26.7934	27.5320	-0.74
6 Months	27.1280	27.8391	-0.71

Source: FMDQ

TENOR	NITTY as @ 25/03/2025	NITTY as @ 24/03/2025	PPT
1Month	17.8293	18.4774	-0.65
3 Months	18.5823	18.5000	0.08
6 Months	20.2522	20.3151	-0.06
12 Months	23.5295	23.6311	-0.10

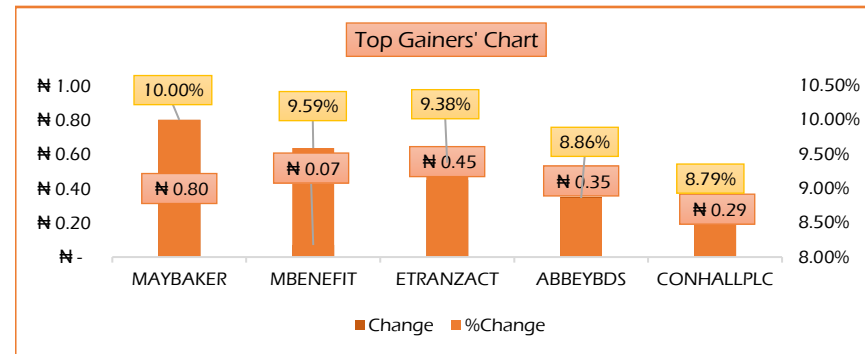
Source: FMDQ

Bond Name	Maturity (Years)	Bid Price	Daily Δ	Offer yield	Yield YTD PPT Δ
16.29% FGN MAR 2027	10	95.83	0.68	18.90%	0.059
12.50% FGN MAR 2035	15	71.35	-1.65	19.00%	0.041
16.25% FGN APR 2037	20	88.83	-1.52	18.59%	0.032
12.98% FGN MAR 2050	30	75.93	-1.07	17.18%	0.011

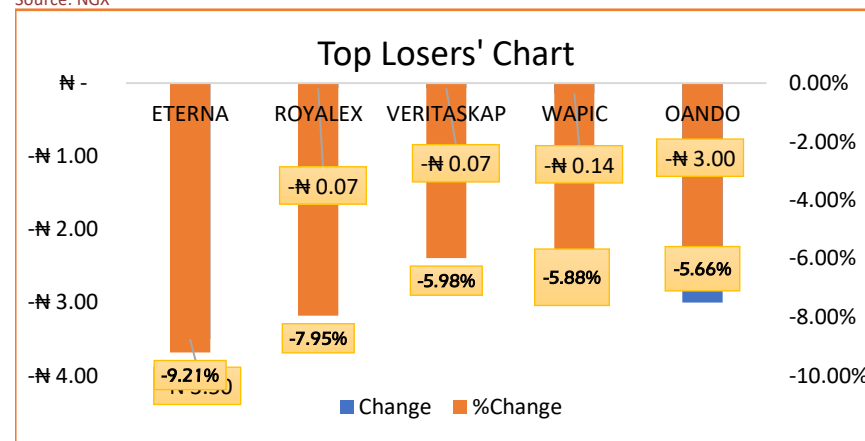
Source: FMDQ

Eurobond Name	Maturity (Years)	Bid Price	Daily Δ	Offer Yield	Yield YTD PPT Δ
6.50 NOV 28, 2027	10	96.55	0.02	7.95%	-0.007
7.69% FEB 23, 2038	20	82.36	0.01	10.18%	-0.001
7.62% NOV 28, 2047	30	76.86	-0.03	10.27%	-0.001

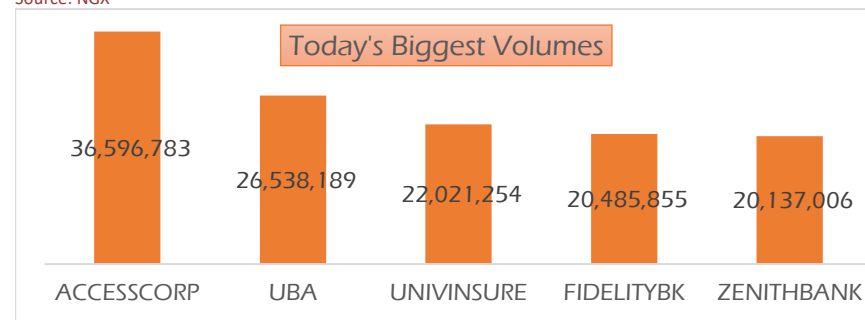
USD/NGN Exchange Rate	25/03/2024	Previous	Daily %
I&E FX	₦1,531.19	₦1,536.89	0.37%
Parallel	₦1,565	₦1,568	0.19%



Source: NGX



Source: NGX



Source: NGX

www.cowryasset.com

This report is produced by the Research Desk, Cowry Asset Management Limited (COWRY) as a guideline for Clients that intend to invest in securities on the basis of their own investment decision without relying completely on the information contained herein. The opinion contained herein is for information purposes only and does not constitute any offer or solicitation to enter into any trading transaction. While care has been taken in preparing this document, no responsibility or liability whatsoever is accepted by any member of COWRY for errors, omission of facts, and any direct or consequential loss arising from the use of this report or its contents.

Top 5 Advancers



+10.00%



+9.59%



+9.38%



+8.86%



+8.06%

Top 5 Decliners



-9.21%



-7.95%



-5.98%



-5.88%



-5.66%

Top 5 Trades by Value



8.2 billion



N1.00 billion



N970 million



N810 million



N444 million

Top 5 Trades by Volume



36.59 billion units



26.54 million units



22.02 million units



20.49 million units



20.14 million units



Cowry Daily Market Insight 25 March 2025

MPR: 27.50%

Feb'25 Inflation Rate: 23.18%

Q4 2024 Real GDP: 3.84%

Corporate Bond Issuer	Description	Issue Date	Maturity Date	Coupon (%)	Yield (%)	Daily Δ
13.00 LAPO MFB II 30-MAR-2025	13.00 LAPO MFB II 30-MAR-2025	30-Mar-20	30-Mar-25	13.85	21.72	-0.01
12.50 DANGCEM I 30-APR-2025	12.50 DANGCEM I 30-APR-2025	24-Apr-20	30-Apr-25	15.66	22.42	-0.01
12.50 UNICAP I 28-MAY-2025	12.50 UNICAP I 28-MAY-2025	28-May-20	28-May-25	11.87	21.78	-0.01
13.50 PAPF SPV I 27-Jul-2025	13.50 PAPF SPV I 27-Jul-2025	27-Jul-22	27-Jul-25	15.03	20.40	-0.03
15.75 UNION II 3-SEP-2025	15.75 UNION II 3-SEP-2025	07-Sep-18	03-Sep-25	14.38	20.09	-0.01
16.25 STERLING INV. II 6-OCT-2025	16.25 STERLING INV. II 6-OCT-2025	05-Oct-18	06-Oct-25	16.72	22.63	-0.03
16.50 WEMA FUNDING SPV II 12-OCT-2025	16.50 WEMA FUNDING SPV II 12-OCT-2025	12-Oct-18	12-Oct-25	16.78	22.68	-0.05
6.25 CORO MB SPV I 30-NOV-2025	6.25 CORO MB SPV I 30-NOV-2025	30-Nov-20	30-Nov-25	15.44	21.26	-0.20
5.50 FLOURMILLS IV A 15-DEC-2025	5.50 FLOURMILLS IV A 15-DEC-2025	14-Dec-20	15-Dec-25	14.05	19.85	-0.24
7.00 CARDINAL SPV I 30-DEC-2025	7.00 CARDINAL SPV I 30-DEC-2025	30-Dec-20	30-Dec-25	12.36	19.91	-0.02
8.50 FSDH SPV PLC IA 16-FEB-2026	8.50 FSDH SPV PLC IA 16-FEB-2026	16-Feb-21	16-Feb-26	14.09	19.80	-0.43
8.00 FSDH SPV PLC IB 16-FEB-2026	8.00 FSDH SPV PLC IB 16-FEB-2026	16-Feb-21	16-Feb-26	14.09	19.80	-0.43
13.00 MECURE SPV PLC I 31-MAR-2026	13.00 MECURE SPV PLC I 31-MAR-2026	31-Mar-21	31-Mar-26	15.76	21.85	-0.03
14.5 FLOURMILLS I 9-MAY-2026	14.5 FLOURMILLS I 9-MAY-2026	09-May-23	09-May-26	14.48	20.43	-0.13
12.50 DANGCEM IB 30-MAY-2026	12.50 DANGCEM IB 30-MAY-2026	26-May-21	30-May-26	14.15	19.79	-0.53
15.50 ACCESS BANK 23-JUL-2026	15.50 ACCESS BANK 23-JUL-2026	23-Jul-19	23-Jul-26	15.95	21.76	-0.37
13.50 MTNN IA 30-SEP-2026	13.50 MTNN IA 30-SEP-2026	30-Sep-22	30-Sep-26	14.19	19.85	-0.48
13.50 SUNDRY SPV PLC I 15-DEC-2026	13.50 SUNDRY SPV PLC I 15-DEC-2026	15-Dec-21	15-Dec-26	14.20	20.05	-0.55
14.25 EAT & GO FINANCE SPV 17-DEC-2026	14.25 EAT & GO FINANCE SPV 17-DEC-2026	17-Dec-19	17-Dec-26	15.61	21.51	-0.53
11.85 DANGCEM IIA 30-APR-2027	11.85 DANGCEM IIA 30-APR-2027	27-Apr-22	30-Apr-27	14.40	20.20	-0.02
14.30 AXELA I 20-MAY-2027	14.30 AXELA I 20-MAY-2027	20-May-20	20-May-27	15.77	21.56	-0.53
14.00 ACSP I 15-JUN-2027	14.00 ACSP I 15-JUN-2027	15-Jun-22	15-Jun-27	16.45	22.10	-0.50
12.00 NOVAMBL SPV I 23-JUL-2027	12.00 NOVAMBL SPV I 23-JUL-2027	23-Jul-20	23-Jul-27	17.60	23.13	-0.06
15.00 UNICAP II 14-SEP-2027	15.00 UNICAP II 14-SEP-2027	14-Sep-22	14-Sep-27	15.74	21.10	-0.09
7.20 NMRC III 2-NOV-2027	7.20 NMRC III 2-NOV-2027	02-Nov-20	02-Nov-27	16.54	22.32	-0.50
16.00 VIATHAN (GTD) 14-DEC-2027	16.00 VIATHAN (GTD) 14-DEC-2027	15-Dec-17	14-Dec-27	14.12	19.90	-0.41

www.cowryasset.com

This report is produced by the Research Desk, Cowry Asset Management Limited (COWRY) as a guideline for Clients that intend to invest in securities on the basis of their own investment decision without relying completely on the information contained herein. The opinion contained herein is for information purposes only and does not constitute any offer or solicitation to enter into any trading transaction. While care has been taken in preparing this document, no responsibility or liability whatsoever is accepted by any member of COWRY for errors, omission of facts, and any direct or consequential loss arising from the use of this report or its contents.



Cowry Daily Market Insight 25 March 2025

MPR: 27.50%

Feb'25 Inflation Rate: 23.18%

Q4 2024 Real GDP: 3.84%

		14-Dec-20	14-Dec-27	15.63	20.74	-0.08
6.25 FLOURMILLS IV B 14-DEC-2027	6.25 FLOURMILLS IV B 14-DEC-2027					
7.50 BUACEM I 30-DEC-2027	7.50 BUACEM I 30-DEC-2027	30-Dec-20	30-Dec-27	14.13	19.85	-0.48
17.00 ARAD I 13-JAN-2028	17.00 ARAD I 13-JAN-2028	13-Jan-23	13-Jan-28	17.00	19.96	-0.33
13.00 MTN COM PLC I 5-MAY-2028	13.00 MTN COM PLC I 5-MAY-2028	05-May-21	05-May-28	14.23	20.08	-0.08
13.50 DANGCEM IC 30-MAY-2028	13.50 DANGCEM IC 30-MAY-2028	26-May-21	30-May-28	15.32	20.07	-0.05
15.50 C&I LEASING II 3-JUN-2028	15.50 C&I LEASING II 3-JUN-2028	03-Jun-21	03-Jun-28	15.79	21.71	-0.16
14.50 CERPAC-SPV III 15-JUL-2028	14.50 CERPAC-SPV III 15-JUL-2028	10-Sep-21	15-Jul-28	16.54	22.44	-0.05
16.00 SUNDRY SPV PLC II 23-OCT-2028	16.00 SUNDRY SPV PLC II 23-OCT-2028	23-Oct-23	23-Oct-28	16.00	20.35	-0.01
13.30 ARDOVA PLC IA 12-NOV-2028	13.30 ARDOVA PLC IA 12-NOV-2028	12-Nov-21	12-Nov-28	14.66	20.62	-0.12
13.25 EAT & GO FINANCE SPV 8-MAR-2029	13.25 EAT & GO FINANCE SPV 8-MAR-2029	08-Mar-22	08-Mar-29	16.43	22.25	-0.07
12.85 PRESCO PLC 5-APR-2029	12.85 PRESCO PLC 5-APR-2029	05-Apr-22	05-Apr-29	15.48	21.07	-0.06
12.35 DANGCEM IIB 30-APR-2029	12.35 DANGCEM IIB 30-APR-2029	27-Apr-22	30-Apr-29	15.91	20.36	-0.01
16.20 UNION III 27-JUN-2029	16.20 UNION III 27-JUN-2029	27-Jun-19	27-Jun-29	18.16	22.29	-0.08
12.75 DANGIFP IA 19-JUL-2029	12.75 DANGIFP IA 19-JUL-2029	19-Jul-22	19-Jul-29	16.67	22.61	-0.01
14.50 GERP I 28-JUL-2029	14.50 GERP I 28-JUL-2029	28-Jul-22	28-Jul-29	16.28	21.12	-0.02
14.90 NMRC I 29-JUL-2030	14.90 NMRC I 29-JUL-2030	29-Jul-15	29-Jul-30	14.86	22.05	-0.07
10.00 TSL SPV I (GTD) 6-OCT-2030	10.00 TSL SPV I (GTD) 6-OCT-2030	06-Oct-20	06-Oct-30	15.96	20.06	-0.05
6.25 FBNQ MB SPV II 16-DEC-2030	6.25 FBNQ MB SPV II 16-DEC-2030	16-Dec-20	16-Dec-30	15.96	21.68	-0.05
8.50 FIDELITY I 7-JAN-2031	8.50 FIDELITY I 7-JAN-2031	07-Jan-21	07-Jan-31	15.97	20.39	-0.11
18.00 EGFS 22-FEB-2031	18.00 EGFS 22-FEB-2031	22-Feb-24	22-Feb-31	18.00	20.39	-0.11
17.00 PRIMERO BRT-SPV 27-OCT-2031	17.00 PRIMERO BRT-SPV 27-OCT-2031	24-May-19	27-Oct-31	17.80	21.63	-0.11
12.75 MTN COM PLC II 4-NOV-2031	12.75 MTN COM PLC II 4-NOV-2031	04-Nov-21	04-Nov-31	15.96	22.62	-0.06
13.65 ARDOVA PLC IB 12-NOV-2031	13.65 ARDOVA PLC IB 12-NOV-2031	12-Nov-21	12-Nov-31	15.62	21.93	-0.05
13.00 GPC SPV PLC (GTD) 23-NOV-2031	13.00 GPC SPV PLC (GTD) 23-NOV-2031	23-Nov-21	23-Nov-31	15.53	20.39	-0.10
13.25 PAT SPV PLC (GTD) 2-FEB-2032	13.25 PAT SPV PLC (GTD) 2-FEB-2032	02-Feb-22	02-Feb-32	15.91	20.84	-0.03
13.00 DANGCEM IIC 30-APR-2032	13.00 DANGCEM IIC 30-APR-2032	27-Apr-22	30-Apr-32	16.61	20.22	-0.01
13.00 DANGCEM IIC 30-APR-2032	13.00 DANGCEM IIC 30-APR-2032	19-Jul-22	19-Jul-32	16.78	20.52	-0.01

www.cowryasset.com

This report is produced by the Research Desk, Cowry Asset Management Limited (COWRY) as a guideline for Clients that intend to invest in securities on the basis of their own investment decision without relying completely on the information contained herein. The opinion contained herein is for information purposes only and does not constitute any offer or solicitation to enter into any trading transaction. While care has been taken in preparing this document, no responsibility or liability whatsoever is accepted by any member of COWRY for errors, omission of facts, and any direct or consequential loss arising from the use of this report or its contents.



Cowry Daily Market Insight 25 March 2025

MPR: 27.50%
Feb'25 Inflation Rate: 23.18%
Q4 2024 Real GDP: 3.84%

14.50 MTNN IB 30-SEP-2032	14.50 MTNN IB 30-SEP-2032	30-Sep-22	30-Sep-32	16.04	20.53	-0.01
13.50 DANGIFP IB 19-JUL-2032	13.50 DANGIFP IB 19-JUL-2032	19-Jul-22	19-Jul-32	17.02	20.67	0.00
13.80 NMRC II 15-MAR-2033	13.80 NMRC II 15-MAR-2033	21-May-18	15-Mar-33	15.84	20.84	0.00
15.15 GEL UTILITY-SPV (GTD) 28-AUG-2034	15.15 GEL UTILITY-SPV (GTD) 28-AUG-2034	28-Aug-19	28-Aug-34	16.52	20.33	-0.06
13.25 LFZC II 16-MAR-2042	13.25 LFZC II 16-MAR-2042	10-May-22	16-Mar-42	16.40	29.61	-0.08
16.00 FCMB I (PERP)	16.00 FCMB I (PERP)	16-Feb-23	-	16.32	20.97	-0.11
15.25 LFZC III 29-MAR-2043	15.25 LFZC III 29-MAR-2043	29-Mar-23	29-Mar-43	16.46	24.08	4.83

www.cowryasset.com

This report is produced by the Research Desk, Cowry Asset Management Limited (COWRY) as a guideline for Clients that intend to invest in securities on the basis of their own investment decision without relying completely on the information contained herein. The opinion contained herein is for information purposes only and does not constitute any offer or solicitation to enter into any trading transaction. While care has been taken in preparing this document, no responsibility or liability whatsoever is accepted by any member of COWRY for errors, omission of facts, and any direct or consequential loss arising from the use of this report or its contents.